



ROAD BICYCLE REPORT



RIDER INFO

Joe Wong

STEM: -6 x 110
 SPACER STACK: 45
 CRANK LENGTH: 175
 PEDALS: Speedplay
 SADDLE: Spec Romin
 BARS: Cannondale OEM / 44

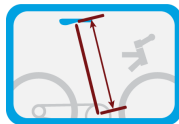
SITE INFO

ERO Sports
 Jim Manton
 18400 Avalon Blvd
 Carson, CA 90746
 USA
 855-243-8376
 www.ero-sports.com

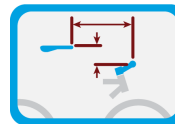
SESSION INFO

MAKE/MODEL: Cannondale SuperSix
 SIZE: 58
 YEAR:
 STYLE: Road
 DATE/TIME: 2015/08/29 10:18
 NOTES:

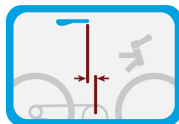
MEASUREMENTS & ANGLES



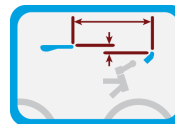
Saddle Height: **762 mm**
BB to center of saddle profile



Handlebar Reach: **521 mm**
tip of saddle horiz to bar top
 Handlebar Drop: **-68 mm**
cen of saddle profile to bar top grip, - denotes bar below saddle



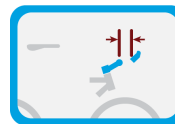
Saddle Setback: **-33 mm**
BB horiz to front tip of saddle, - denotes saddle behind BB



Grip Reach: **681 mm**
tip of saddle horiz to front end of grip
 Grip Drop: **-27 mm**
cen of saddle to front end of grip, - denotes grip lower



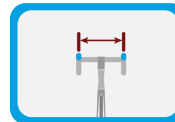
Saddle Angle: **-1°**
angle of saddle to horizon, - denotes nose down



Bar Reach: **84 mm**
center of bar to back end of grip



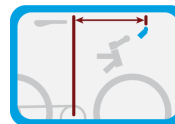
Eff. Seat Tube Angle: **77°**
saddle height axis to horizon



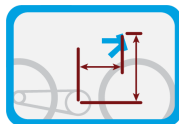
Grip Width: **436 mm**
grip center to center



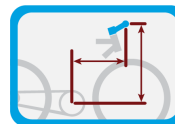
Grip Angle: **33°**
angle to horizon + denotes front end up



BB to Grip Reach: **648 mm**
BB to front end of grip



Frame Stack: **579 mm**
 Frame Reach: **398 mm**
BB to center of headtube top



Handlebar Stack: **660 mm**
 Handlebar Reach: **487 mm**
BB to center of bar

THIS BIKE FIT PERFORMED USING THE **RETÜL** SYSTEM