



## ROAD BICYCLE REPORT



## RIDER INFO

Joe Wong

STEM: -6 x 110  
 SPACER STACK: 45  
 CRANK LENGTH: 175  
 PEDALS: Speedplay  
 SADDLE: Spec Romin  
 BARS: Cannondale OEM / 44

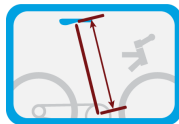
## SITE INFO

ERO Sports  
 Jim Manton  
 18400 Avalon Blvd  
 Carson, CA 90746  
 USA  
 855-243-8376  
 www.ero-sports.com

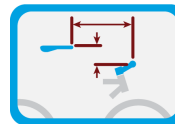
## SESSION INFO

MAKE/MODEL: Cannondale SuperSix  
 SIZE: 58  
 YEAR:  
 STYLE: Road  
 DATE/TIME: 2015/08/29 10:18  
 NOTES:

## MEASUREMENTS &amp; ANGLES

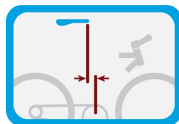


Saddle Height: **763 mm**  
*BB to center of saddle profile*

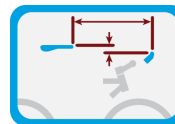


Handlebar Reach: **570 mm**  
*tip of saddle horiz to bar top*

Handlebar Drop: **-57 mm**  
*cen of saddle profile to bar top grip, - denotes bar below saddle*



Saddle Setback: **-83 mm**  
*BB horiz to front tip of saddle, - denotes saddle behind BB*

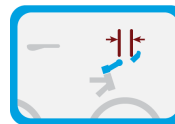


Grip Reach: **730 mm**  
*tip of saddle horiz to front end of grip*

Grip Drop: **-16 mm**  
*cen of saddle to front end of grip, - denotes grip lower*



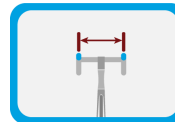
Saddle Angle: **0°**  
*angle of saddle to horizon, - denotes nose down*



Bar Reach: **84 mm**  
*center of bar to back end of grip*



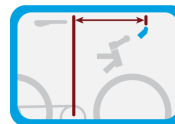
Eff. Seat Tube Angle: **74°**  
*saddle height axis to horizon*



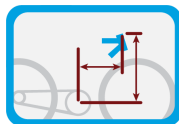
Grip Width: **436 mm**  
*grip center to center*



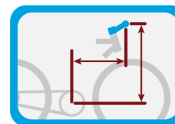
Grip Angle: **33°**  
*angle to horizon + denotes front end up*



BB to Grip Reach: **648 mm**  
*BB to front end of grip*



Frame Stack: **579 mm**  
 Frame Reach: **398 mm**  
*BB to center of headtube top*



Handlebar Stack: **660 mm**  
 Handlebar Reach: **487 mm**  
*BB to center of bar*

THIS BIKE FIT PERFORMED USING THE RETÜL SYSTEM